

CHAMPACA

www.champacawood.com

About Us

Family-run Company With Passion For Wood

Over four decades of dedication Champaca is a family-run timber company, where the love of wood and deep respect for nature have been passed down through the generations.

We started in Thailand back in 1976, as a trader of Teak logs. Over the decades, we ventured into manufacturing, engineering and design of various wood products.

A Bespoke Solution Provider For Wood Working

Today we pride ourselves as a solution provider for woodworking. Our dedication to craftsmanship started with flooring solutions and has since extended across a wide range of wood products, from stairs, ceiling, doors & frames, furniture, to mastering the services of installation and maintenance of wood products. The Champaca team is a multi-disciplinary group of professionals from various crafts and expertise unified by the love and respect for mother nature's treasure.

Our Commitment To Nature

Champaca is a certified FSC company, but we take it further to make sure that our operations truly reflect the concept of sustainability.

Our attitude to make the most use out of every piece of wood is spread throughout the organisation and is put to practice at the heart of our operations.

At the end of the day, it is not all about how much profit we make, but more importantly if we can give a greener and better world for our children.



About Us

Family-run Company With Passion For Wood

Over four decades of dedication Champaca is a family-run timber company, where the love of wood and deep respect for nature have been passed down through the generations.

We started in Thailand back in 1976, as a trader of Teak logs. Over the decades, we ventured into manufacturing, engineering and design of various wood products.

A Bespoke Solution Provider For Wood Working

Today we pride ourselves as a solution provider for woodworking. Our dedication to craftsmanship started with flooring solutions and has since extended across a wide range of wood products, from stairs, ceiling, doors & frames, furniture, to mastering the services of installation and maintenance of wood products. The Champaca team is a multi-disciplinary group of professionals from various crafts and expertise unified by the love and respect for mother nature's treasure.

Our Commitment To Nature

Champaca is a certified FSC company, but we take it further to make sure that our operations truly reflect the concept of sustainability.

Our attitude to make the most use out of every piece of wood is spread throughout the organisation and is put to practice at the heart of our operations.

At the end of the day, it is not all about how much profit we make, but more importantly if we can give a greener and better world for our children.



About Us

Family-run Company With Passion For Wood

Over four decades of dedication Champaca is a family-run timber company, where the love of wood and deep respect for nature have been passed down through the generations.

We started in Thailand back in 1976, as a trader of Teak logs. Over the decades, we ventured into manufacturing, engineering and design of various wood products.

A Bespoke Solution Provider For Wood Working

Today we pride ourselves as a solution provider for woodworking. Our dedication to craftsmanship started with flooring solutions and has since extended across a wide range of wood products, from stairs, ceiling, doors & frames, furniture, to mastering the services of installation and maintenance of wood products. The Champaca team is a multi-disciplinary group of professionals from various crafts and expertise unified by the love and respect for mother nature's treasure.

Our Commitment To Nature

Champaca is a certified FSC company, but we take it further to make sure that our operations truly reflect the concept of sustainability.

Our attitude to make the most use out of every piece of wood is spread throughout the organisation and is put to practice at the heart of our operations.

At the end of the day, it is not all about how much profit we make, but more importantly if we can give a greener and better world for our children.







The Champaca Team humbly follows the footsteps and wisdom of King Rama 9 and practice his teachings as much as we can throughtout the oranisation

FSC
www.fsc.org
FSC® A000504

SYSTEM CERTIFICATION
ISO 9001
SGS

Our International Presence



We manufacture and export our wood products;
Champaca House Brands, OEM, ODM, etc.

CHAMPACA

A Turnkey Solution to Wood



Design Consultancy

We start working with our customers from the design stage help them realise their dream project



Sourcing & Milling

We source our raw materials from sustainably managed forestry and mill our lumber with minimal waste possible



Profiling & Finishing

Our products are profiled and coated in house as we pride ourselves with the best-in-class results of prefinished surfaces



Installation & Maintenance

We invest in our teams to ensure high quality services that match or go beyond international standards

Our Architectural Surface Products



Flooring



Stairs



Decking



Paneling



Doors



Box Beams

CHAMPACA

The Champaca Philosophy

Common Issues

Termite



Humidity



Craftsmanship



Sustainability



Solution to Issues

Compound Solid - with Teak Core

Compound Solid Flooring is a 3-layer cross-laminated solid teak structure. The concept was designed to provide better performance against termite, humidity and craftsmanship while also retain the charm of real solid wood. This product construction also allow us to use every part of a tree so we do not throw anything away.





1. Lacquer Coating

The top layer is coated with a strong matt lacquer coating which provides protection against wear and tear as well as spillage of liquids

Lamella

We use a sawned 3mm or 4mm high quality hardwood top layer. If required, this layer can be sanded down at least 1-2 times

3. & 4. Strength from the Core

Our third and fourth layers are constructed from high-quality teak; cross-laminated to provide high stability. The layers are impregnated with eco-friendly anti-termite and anti-molding solutions

The Champaca Philosophy

Common Issue

Termite



Champaca Compound Solid has been treated with
ACQ H3 - Termite Resistance
(Alkaline Copper Quaternary)

Termite Proofing Performance:
Wood flooring Testing (JIS K 1571 : 2010)

Floor Type	Mass decrease rate %	
Compound Solid	↓0.52%	
Solid Teak	↓3.84%	3.8X
Engineered Wood	↓12.27%	23.6X

Less is better

KU FACULTY OF FORESTRY
DEPARTMENT OF FOREST PRODUCTS

KASETSART UNIVERSITY SINCE 1943



Test Results 2023Q3

The Champaca Philosophy

Common Issue

Humidity

Humidity



>>

Cupping & Warping



Shrinkage



Molding & Termite



The Champaca Philosophy

Common Issue

Wood Expansion / Shrinkage / Deformation



อุณหภูมิ (C°)	ความชื้นสัมพัทธ์ / Relative Humidity (%)											
	30	40	45	50	55	60	65	70	75	80	85	90
20°C	6.2	7.7	8.5	9.2	10.1	11.0	12.0	13.1	14.4	16.0	17.9	20.5
25°C	6.1	7.6	8.4	9.1	10.0	10.8	11.8	12.9	14.2	15.8	17.7	20.3
26°C	6.1	7.6	8.3	9.1	9.9	10.8	11.8	12.9	14.2	15.7	17.6	20.2
27°C	6.1	7.6	8.3	9.1	9.9	0.7	11.7	12.8	14.1	15.7	17.5	20.2
28°C	6.0	7.5	8.3	9.0	9.9	10.7	11.7	12.8	14.1	15.6	17.5	20.1
29°C	6.0	7.5	8.2	9.0	9.8	10.6	11.6	12.7	14.0	15.6	17.5	20.1
30°C	6.0	7.5	8.2	9.0	9.8	10.6	11.6	12.7	14.0	15.5	17.4	20.0
31°C	6.0	7.5	8.2	9.0	9.8	10.6	11.6	12.6	13.9	15.4	17.3	19.9
32°C	5.9	7.4	8.1	8.9	9.7	10.5	11.5	12.6	13.9	15.4	17.3	19.9
33°C	5.9	7.4	8.1	8.9	9.7	10.5	11.5	12.5	13.8	15.3	17.2	19.8
34°C	5.9	7.3	8.0	8.8	9.6	10.4	11.4	12.5	13.8	15.3	17.2	19.7
35°C	5.9	7.3	8.0	8.8	9.6	10.3	11.4	12.4	13.7	15.2	17.1	19.6
40°C	5.7	7.1	7.8	8.6	9.4	10.1	11.1	12.1	13.4	14.9	16.8	19.3

Bangkok

Phuket

The Champaca Philosophy

Common Issue

Example: Expansion due to high humidity

Humidity

อุณหภูมิ (C°)	ความชื้นสัมพัทธ์ / Relative Humidity (%)											
	30	40	45	50	55	60	65	70	75	80	85	90
20°C	6.2	7.7	8.5	9.2	10.1	11.0	12.0	13.1	14.4	16.0	17.9	20.5
25°C	6.1	7.6	8.4	9.1	10.0	10.8	11.8	12.9	14.2	15.8	17.7	20.3
26°C	6.1	7.6	8.3	9.1	9.9	10.8	11.8	12.9	14.2	15.7	17.6	20.2
27°C	6.1	7.6	8.3	9.1	9.9	10.7	11.7	12.8	14.1	15.7	17.5	20.2
28°C	6.0	7.5	8.3	9.0	9.9	10.7	11.7	12.8	14.1	15.6	17.5	20.1
29°C	6.0	7.5	8.2	9.0	9.8	10.6	11.6	12.7	14.0	15.6	17.5	20.1
30°C	6.0	7.5	8.2	9.0	9.8	10.6	11.6	12.7	14.0	15.5	17.4	20.0
31°C	6.0	7.5	8.2	9.0	9.8	10.6	11.6	12.6	13.9	15.4	17.3	19.9
32°C	5.9	7.4	8.1	8.9	9.7	10.5	11.5	12.6	13.9	15.4	17.3	19.9
33°C	5.9	7.4	8.1	8.9	9.7	10.5	11.5				17.2	19.8
34°C	5.9	7.3	8.0	8.8	9.6	10.4	11.4	12.5	13.8	15.3	17.2	19.7
35°C	5.9	7.3	8.0	8.8	9.6	10.3	11.4	12.4	13.7	15.2	17.1	19.6
40°C	5.7	7.1	7.8	8.6	9.4	10.1	11.1	12.1	13.4	14.9	16.8	19.3

Bangkok

Phuket

Expansion from increase humidity

Starting Width 140mm
Thickness 14 mm



The Champaca Philosophy

Common Issue

Craftsmanship



Production Precision

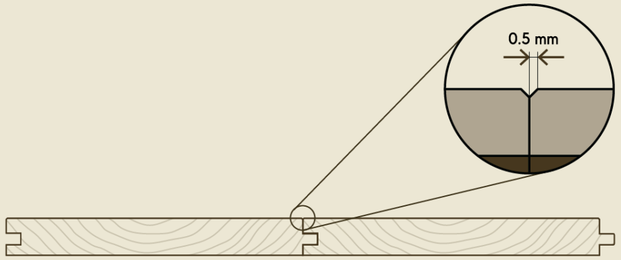

'The Devil is in the Details'

- Mies Van de Rohe



Champaca Micro Bevel



Brand X Bevel

The Champaca Philosophy

Common Issue

Lack of Standard Practice / Reference

Craftsmanship



Thailand does not have an established
standard of reference for the “Good Practice”
Wood Flooring Installation Standard

International References that helped us establish
the ‘standard requirements’ localised to the Thai context

The Champaca Standard : Installation Guideline

USA

EU / International

Singapore

Australia


Cert no. 0001

CERTIFIED Bona INSTALLER

This is to certify that

Champaca Co., Ltd

is complying to the highest service standards and thorough knowledge that enables him to become a

Bona Certified Installer

and is hereby entitled to represent the Bona brand, portfolio and services for wood floors.

Pontus Forssell
Vice President & Director
Bona Far East & Pacific Pte Ltd

Tommy Guay
Head of Bona Certified Training
Bona Far East & Pacific Pte Ltd

Bona
Murmansgatan 130, 20021 Malmö, Sweden

Scan for more info

bit.ly/CPC_Install

The Champaca Standard

Installation Guideline / Cleaning & Maintenance

Installation Guidelines

Proper wood flooring installation is crucial for ensuring its longevity and avoiding future issues. Champaca has gathered essential information that must be understood and followed as outlined in this guidebook.

Before Installation

Worksite Preparation

Preparing the worksite appropriately for wood flooring installation is of paramount importance, and it is essential to follow the standards set by Champaca for a ready-to-install surface. The key aspects of worksite preparation for wood flooring installation are as follows:

1. Moisture

A. The moisture content of the concrete should not exceed 4%MC or 12%EMC when measured with a standard moisture meter.

B. If the moisture content is higher than 4%MC or 12%EMC, it is necessary to wait for the moisture level to decrease before starting the wood flooring installation. High moisture content beyond the standard value can potentially lead to future damages due to wood expansion/contraction.

Champaca recommends using a Moisture Barrier whenever installing wood flooring in high-risk areas, such as lower levels of buildings, areas prone to water exposure, etc.

1. Flat & Leveled

A. The subfloor level should be consistently flat, not sloping, and not deviate by more than 3mm every 3 meters. The floor level is measured using a Straight Edge Spirit Level, 3 meters in length.

If the floor level does not meet the above-mentioned standards, Champaca recommends using a Self-Levelling Compound to adjust the surface flatness.

Standard Inspection protocol for Floor Level Check:

No.	Worksite Area	Inspection Points
1	General area less than 30 sqm	15-20 Points
2	General area 30-100 sqm	20-50 Points
3	General area 100-200 sqm	50-100 Points
4	Area near Door(s)	3 Points
5	Area near Sliding Door(s)/Panel(s)	Every 1 Metre
6	Areas of Material transition	Every 1 Metre



3. Clean Worksite

A. The work area must be clean, free from cement debris, and any other materials that may obstruct or adversely affect the installation efficiency.



4. Subfloor Integrity

A. All substrates must be sound and free from squeaks, spalling, cracking or vertical deflection.

B. The concrete surface must have a minimum strength of 18 KSC (Kilograms per Square Centimeter) when measured using the Rebound Hammer Test with standardized equipment.


Rebound Hammer Test

5. Termite and Insect Prevention

A. The work area has been treated and protected against termites and insects before wood flooring installation to prevent potential damage that may occur in the future.



Other Key Factors for Successful Flooring Installation

1. The planning and sequencing of construction activities have a significant impact on the quality of wood flooring installation. Champaca recommends organizing the sequence of wood flooring installation to align with other pre and post-installation tasks as follows:

WORKFLOW GUIDE

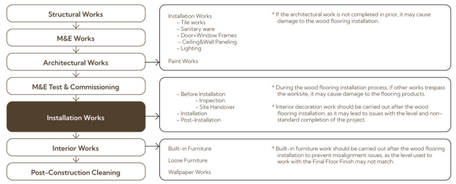

2. **Correct Delivery and Storage of Wood Flooring:**
Properly designate a suitable storage location for the wood flooring before delivery (preferably indoors and away from prolonged exposure to sunlight and rain).
Store the wood flooring near the worksite before installation.



3. **Acclimatisation of Wood Flooring Before Installation:**
Open both ends of the packaged wood flooring to allow it to acclimate to the temperature and humidity of the installation site. It is advisable to let the wood flooring acclimate for 3-4 days before commencing the installation.



4. **Clear Assignment of Responsibilities For Preparation and Inspection:**
Clearly define the responsible parties for site preparation and the individuals responsible for inspecting and accepting the completed installation. This will have a direct impact on the smoothness and efficiency of the work.

Wood Flooring Installation Methods Comparison

Wood flooring installation has more than one recommended method, and each method may only be used with certain types of products. If unsure, please consult the our technical team before proceeding. Additionally, the installation may require some adjustments to suit the specific conditions of the site, and should be closely managed by professionals.



Details	Full Glue-Down	Glue-Assist Nail-down	Floating
1. Strength	★★★★★	★★★★☆	★★☆☆☆
2. Elasticity	★★★★★	★★★★☆	★★☆☆☆
3. Durability	★★★★★	★★★☆☆	★☆☆☆☆
4. Floor Noise	★★★★★	★★★☆☆	★☆☆☆☆
5. Moisture Control	★★★★★	★★☆☆☆	★★☆☆☆
6. Installation Speed	★★☆☆☆	★★★☆☆	★★★★☆
7. Installation Labour Cost	★★☆☆☆	★★★☆☆	★★★★☆
8. Installation Supplies Cost	★★★☆☆	★☆☆☆☆	★★☆☆☆

Installation Method :

Full Glue-Down

This is the installation method that allows the wood flooring to bond most strongly with the concrete subfloor and can withstand the most expansion and contraction due to varying weather conditions and humidity.



1. Inspect the subfloor to ensure it meets all of the site preparation requirements; moisture, flat & leveled, clean, subfloor integrity, Termite treated (as stated in section Before Installation).
2. Unpack the wood flooring from the boxes and arrange them in a natural manner before installation, to spread out the natural variations of wood colours and grains (dry lay).
3. Use high quality Silane Base or PU (Polyurethane) adhesives for Champaca wood flooring



Silane Adhesive Polyurethane Adhesive

3.

4. Use a notched trowel with a 6mm notch size to spread the adhesive evenly over the designated concrete subfloor area. Consider the working time of the adhesive. With full-spread adhesive, you can install approximately 1-1.2 square meters per 1 kg of adhesive (check with the adhesive manufacturer for specific instructions).

For wider planks, use a trowel with wider notches, or as per adhesive manufacturer's guideline to ensure better adhesion to the concrete subfloor.

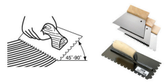

4./5.

5. Start installing the first row of wood flooring, leaving at least a 10mm gap from the walls to accommodate wood expansion.
6. Continue Installing the wood flooring on the applied adhesive and use a rubber mallet to ensure a snug fit between the planks.
7. If excess adhesive appears on the wood surface, clean it immediately with a damp cloth, as it may leave stains on the wood.
8. Install the last row with precision and check for any misalignments and or defects to ensure quality control.



6./9.

9. Place sandbags or weights (approximately 15 kg) on top of the wood flooring, spaced at around 1 unit per 1 square meter, to help the adhesive set properly. Prepare some protection corrugated cardboard or cloth to protect the weights and prevent scratches and indentations on the wood. Leave the weights in place for at least 24 hours before removing them.
10. Finish the installation details with end caps, profiles or skirting as needed.
11. Seal any gaps or touch up defects with wood filler of matching colours, and/or silicone as needed.
12. Clean the surface to remove any residues and use Wood-Specific Cleaner, such as Osmo Wash & Care to clean the surface thoroughly before handing over the installed work to the inspector.
Install protection materials, such as corrugated cardboard or MDF, to minimize the risk of damage from subsequent construction work.



12.

13. Avoid prolonged exposure of the wood flooring to direct sunlight, as it may cause the surface finish to fade over time.



14.

Cleaning Method & Instructions

Dry Cleaning Method:

Dry cleaning can be done using the following methods:

1.1 Microfiber dust mop.
1.2 Disposable static dust mop.
1.3 Broom.
1.4 Dry vacuum cleaner with a rotating brush and rubber wheels.


1

2

When using a dust mop, it's important to sweep in one direction and avoid back-and-forth sweeping, as it may cause scratches on the wood floor.


3

4

2.1 Start by sweeping the perimeter of the area.
2.2 Then, continue by sweeping the interior area in an "S" pattern as shown in the diagram.
2.3 If there is a significant amount of dust on the floor, repeat step 2 (2-3 times) or until the area is free of dust.


2.1


2.2

Wet Cleaning Method:

DO NOT USE A SOAKING-WET MOP ON THE FLOOR.

Wet cleaning can be done using:

1.1 Microfiber mop and a dry bucket.
1.2 Mop and a bucket with a water filtration system.
1.3 Mop and two buckets – one for clean water and one for rinsing.



Prepare the area for wet cleaning:

2.1 Open doors and windows for ventilation 2-3 hours before and after cleaning.
2.2 Ensure the floor is free of dust by dry cleaning it before proceeding with wet cleaning.
Prepare a clean water solution in the bucket. You can use a wood cleaning solution mixed according to the bottle's instructions. Adjust the cleaning solution dilution ratio as needed. If you don't have a bucket with a water filtration system, prepare a separate bucket of clean water for rinsing.


1.1


1.2

3.1 Use a damp or well-wrung mop (squeeze out excess water) to apply the water or cleaning solution.
3.2 Mop the floor in an "S" pattern.
3.3 After the mop cloth is dry or dirty, soak it in the clean water prepared in step 2.1 and continue mopping.
3.4 If some areas are still not clean, repeat steps 3.1-3.3 (2-3 times) until the entire floor is clean
In cases of stubborn stains, adjust the dilution ratio of cleaner concentrates at a ratio of 1:5-1:1 in a small container (like a spray bottle). Spray the solution on the stained areas and use a microfiber cloth to wipe in the direction of the wood grain or along the length of the planks.


1.3


4

The Champaca Philosophy

Common Issue

Sustainability



Emissions

Champaca Compound Solid passed
international lab test ratings:
Formaldehyde
VOC (Volatile Organic Compound)

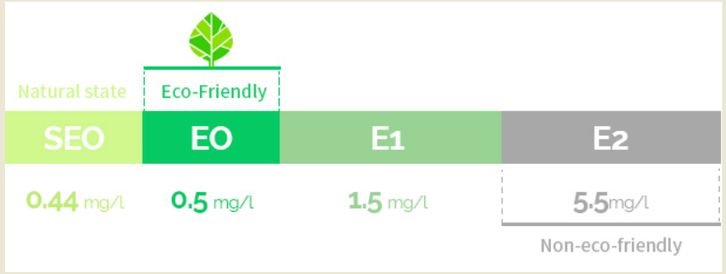

Formaldehyde Emission Testing:
(JIS A 1460 : 2015)

EU / US	E0	= <0.5mg/L	Compound Solid
	SE0	= <0.3mg/L	0.15mg/L
Japan	F****	= <0.3mg/L	

Volatile Organic Compound:

All Products used in Champaca Products are
LOW VOC

"To save cost, many brands choose to use less eco-friendly plywood and adhesives, while compromising on health and safety."

Société Générale de Surveillance

Intertek

Eco Friendly
Products Only

Faculty of Forestry
Kasetsart University

CHAMPACA

The Champaca Philosophy

Common Issue

Sustainability



Environmental Impact

Making the most out of every log
is at the heart of what we do.

Small or large, every piece of teak performs well against moisture and termite, when compared with other woods in our climate.

We try to utilise every piece to create our
Cross-laminated Teak Finger Joint
‘Compound Solid Wood Structure’





Forest Stewardship Council

Forest Industry Organization



BUREAU VERITAS Certification

CERTIFICATE

Number: BV-COC-143994

Issued: **November 21st 2018**
Valid until: **November 20th 2023**

Bureau Veritas Certification certifies that the company:

CHAMPACA CO., LTD

has implemented a FSC product groups control system according to the Forest Stewardship Council certification system, in the following location:

CHAMPACA CO., LTD
Registration Address: 142/5 SOI SUKSAVITTAYA, NORTH SATHORN RD., SILOM, BANGRAK 10500 – BANGKOK – THAILAND
Operation Address: 333, T.BUAPAKTHA, A.BANGLANE NAKORNPATHOM – 73130– THAILAND

for its activities concerning:

Sales and manufacturing of Wood products, Engineered and solid wood flooring, Doors, Indoor furniture and Outdoor furniture certified FSC 100% *

* Updated list of products & species on the FSC database (www.info.fsc.org)

This company has been assessed and found to conform to the requirements of the:

FSC Chain of Custody Certification standard, Ref.: FSC-STD-40-004 V3-0

This certificate is valid for a 5 years period.

November 21st 2018
Bureau Veritas Certification Wood Asia Hub Manager
Jiaming YANG

The validity of this certificate shall be verified on: www.info.fsc.org
This certificate itself does not constitute evidence that a particular product supplied by the certificate holder is FSC-certified or FSC Controlled Wood. Products offered, shipped or sold by the certificate holder can only be considered covered by the scope of this certificate when the required FSC claim is clearly stated on invoices and shipping documents.
Accredited office: Bureau Veritas Certification Holding, 67/71 Boulevard du Château, 92200 Neuilly sur Seine, France. www.bureauveritas.com
FSC™ accredited certification body Accreditation Code: FSC-ACC-020
Certification decision office: Bureau Veritas Certification China, F22, Tower B, Beijing Global Trade Center, 36 North, Third Ring Road East, Dongcheng District, Beijing 100013, China
Management office: Bureau Veritas Certification Thailand
A list of the products or services that are included in the scope of the certificate may be obtained on request to Bureau Veritas Certification.
This certificate remains the property of Bureau Veritas Certification.
all copies or reproductions and the certificate itself shall be returned or destroyed on Bureau Veritas Certification request.
All certificates not in English are for reference only.

The mark of responsible forestry

Internal ref: 4301228 – version 7.1 – Edition 1

1/1

Sustainable – Stable – Termite Tolerant

CHAMPACA

Solution to Issues

Compound Solid - with Teak Core

Compound Solid Flooring is a 3-layer cross-laminated solid teak structure. The concept was designed to provide better performance against termite, humidity and craftsmanship while also retain the charm of real solid wood. This product construction also allow us to use every part of a tree so we do not throw anything away.





1. Lacquer Coating

The top layer is coated with a strong matt lacquer coating which provides protection against wear and tear as well as spillage of liquids

Lamella

We use a sawned 3mm or 4mm high quality hardwood top layer. If required, this layer can be sanded down at least 1-2 times

3. & 4. Strength from the Core

Our third and fourth layers are constructed from high-quality teak; cross-laminated to provide high stability. The layers are impregnated with eco-friendly anti-termite and anti-molding solutions

The Champaca Philosophy

Case study - Proof of Performance - Tolerance against moisture, mold & termites





“After 3 years of use...

During renovation works, our customer found out there was a molding issue with the residence that was caused by high moisture (condensation) + heat from wine fridge right next to it.

Even in such condition, Champaca’s Compound Solid Flooring did not deform in anyway

After resolving the moisture issue, the customer has reordered compound solid flooring for the renovation works.”

Our Architectural Surface Products



Flooring



Stairs



Decking



Paneling



Doors



Box Beams

CHAMPACA

Our Highlight Collections

2023-2024

Latest as of 2023Q1

Our Highlight Collections



Wide Plank



Riverstone



Linen



Terroir



Freefrom



End Grain



Select Plank

CHAMPACA

Our Highlight Collections



Wide Plank



Riverstone



Linen



Terroir



Freefrom



End Grain



Select Plank

CHAMPACA



Wide Plank
Collection





Extra-wide, Extra-long.

Charactered planks that embraces the richness
that nature has crafted over half a century
into your space.

Extra Wide. 400mm
Extra Long. 4000mm

CHAMPACA

CHAMPACA

Our Highlight Collections



Wide Plank



Riverstone



Linen



Terroir



Freefrom



End Grain



Select Plank

CHAMPACA

Riverstone
Collection

Nature Refined

“Using hand-scraping techniques to accentuate grains and knots, just like water that flows naturally around stones in a stream, this collection embodies the tranquil beauty of the outdoors right in your home.”





CHAMPACA

Our Highlight Collections



Wide Plank



Riverstone



Linen



Terroir



Freefrom



End Grain



Select Plank

CHAMPACA



Linen
Collection

Subtle & Soft

Subtle, fabric-like texture and soft touch, the Linen Collection is a dynamic, textured appearance that showcases the natural beauty of the wood in a truly remarkable way.





CHAMPACA

Our Highlight Collections



Wide Plank



Riverstone



Linen



Terroir



Freefrom



End Grain



Select Plank

CHAMPACA



Terroir
Collection

Vintage Teak Renewed.

We preserve the patina and aged look of the original pieces, by scrubbing and cleaning the surface while retaining the existing marks, nuances and heritage of the wood.





CHAMPACA

Our Highlight Collections



Wide Plank



Riverstone



Linen



Terroir



Freefrom



End Grain



Select Plank

CHAMPACA



Natural Freeform
Collection

"Nothing about nature is a simple straight line."

Where every plank is one of a kind,
contoured to each log's natural form.







Natural Freeform

"Nothing about nature is a simple straight line."

CHAMPACA



Modular Freeform

"Nothing about nature is a simple straight line."

8 modular units inspired by
nature's curvature and flow.



CHAMPACA

Our Highlight Collections



Wide Plank



Riverstone



Linen



Terroir



Freefrom



End Grain



Select Plank

CHAMPACA

End Grain
Collection



Resembling cobblestone pavings of ancient roman roads, end grain boards with its exposed grains and rings tell the natural story of the forest, bringing a little part of nature into your space





CHAMPACA

Our Highlight Collections



Wide Plank



Riverstone



Linen



Terroir



Freefrom



End Grain



Select Oak

CHAMPACA

Select Wide Plank

Collection





Clean.
Very Clean Planks.

Prime Grade European Oak
at its finest.

CHAMPACA

Select Wide Plank

Collection





Clean.
Very Clean Planks.

Prime Grade European Oak
at its finest.

CHAMPACA

Other Noteworthy Products

Versailles



1000x1000mm
600x600mm

Versailles

CHAMPACA

Versailles
Collection

Dior Boutiques
Multiple Outlets





Product – Versailles & Chevron Oak in Custom Dior Colour
Location – Multiple Venues

Versailles
Collection







CHAMPACA

Marine FSC Teak







Our Highlight Collections



Wide Plank



Riverstone



Linen



Terroir



Freefrom



End Grain



Select Plank

CHAMPACA

Our Project References

Hospitality

- Amanpuri, Phuket
- Capella Bangkok
- Conrad Samui
- Sindhorn Kempinski Hotel Bangkok
- The St. Regis Bangkok IGNIV Bangkok
- Andaz Pattaya Jomtien Beach
- Mandarin Oriental Bangkok

Commercial

- Christian Dior Boutiques
- Jim Thompson Flagship Store
- Alexander Lamont Showroom
- Barbara Barry Showroom
- IconCraft @ Icon Siam
- Mahanakhon Bangkok SkyBar
- Hei Yin Restaurant
- Krung Thai

Residential

- The Ritz-Carlton Residence Penthouse
- Four Seasons Residence Bangkok
- Avadina Hills by Anantara
- Villa Vinotto Residence
- Four Pattana Residence

CHAMPACA

Showroom

Sukhumvit Showroom
75 Sukhumvit 61, Klongton-nua,
Watthana, Bangkok 10110

Contact

Tel – (66)92–259–5333
Email – sales@champaca.com

Social Media

Facebook/Instagram:
Champacawood

www.champacawood.com

Featured Hospitality Projects

Amanpuri





Product – 6" Makha Flooring in Natural Colour
Designer – A11
Location – Phuket, Thailand

Product – 12" Oak in Natural Colour
Designer – A11
Location – Phuket, Thailand

ĀMAN

Featured Hospitality Projects

Capella Bangkok





Product – Phra Nakhon : Mansion Weave Teak in Ivory colour
Designer – HBA Design
Location – Bangkok, Thailand

Product – Côte by Mauro Colagreco : Herringbone Oak in Bromo Colour
Designer – HBA Design
Location – Bangkok, Thailand

CAPELLA

Featured Hospitality Projects

Capella Bangkok





Product – Stella Bar : Windsor Palace Oak in Walnut Colour
Designer – HBA Design
Location – Bangkok, Thailand

Product – Living room : Custom Walnut Flooring
Designer – HBA Design
Location – Bangkok, Thailand

CAPELLA

Featured Hospitality Projects

Capella Bangkok





Product – Côte by Mauro Colagreco : Herringbone Oak Bromo Flooring
Designer – HBA Design
Location – Bangkok, Thailand

Product – Suites : Oak Cashmere Flooring
Designer – HBA Design
Location – Bangkok, Thailand

CAPELLA

Featured Hospitality Projects

Conrad Samui





Product –Random Length Teak Flooring
Location – Samui, Surat Thani, Thailand

CONRAD
KOH SAMUI

Featured Hospitality Projects

Sindhorn Kempinski Hotel Bangkok

Firefly Bar



Product – Oak Windsor Palace Flooring
Designer – P49Deesign
Location – Bangkok, Thailand

Sindhorn Kempinski Hotel
BANGKOK

Featured Hospitality Projects

The St. Regis Bangkok
IGNIV Bangkok





Product – Teak Flooring in Custom Colour
Designer – DBALP
Location – Bangkok, Thailand

ST REGIS
BANGKOK

Featured Hospitality Projects

Andaz Pattaya Jomtien Beach





Product – American Walnut in Natural Colour
Designer – A49 and PIA interiors
Location – Pattaya, Chonburi, Thailand

ANdAZ
HOTELS & RESORTS

Featured Hospitality Projects

Mandarin Oriental Bangkok





Product – Teak in Natural Colour
Location – Bangkok, Thailand

MANDARIN ORIENTAL
BANGKOK

Featured Commercial Projects

Jim Thompson
Flagship Store





Product – 12" Teak Wide Plank Flooring in Natural Colour
Designer – Dao Vichada
Location – Bangkok, Thailand

Product – Oak Plank Flooring in Bromo Colour
Designer – Dao Vichada
Location – Bangkok, Thailand

Featured Commercial Projects

Alexander Lamont
Gallery & Showroom





Product – 6" Oak Flooring in Natural Colour
Designer – Alexander Lamont
Location – Bangkok, Thailand

ALEXANDER LAMONT

Featured Commercial Projects

Barbara Barry
Showroom



Product – 6" Oak Flooring in Hazel Brown Colour
Designer – Barbara Barry
Location – Bangkok, Thailand

Featured Commercial Projects

ICONCRAFT @ ICONSIAM





Product – 6" Oak Flooring in Natural Colour
Designer – DBALP
Location – Bangkok, Thailand

Featured Commercial Projects

Mahanakhon Bangkok Skybar





Product – Teak Flooring in Natural Colour
Designer – Wilson Associates
Location – Bangkok, Thailand

Featured Commercial Projects

HEI YIN @ Gaysorn Village





Product – American Walnut in Custom made Palace Pattern
Designer – HAA (House of Artist and Architecture)
Location – Bangkok, Thailand

喜宴
HEI YIN

Featured Commercial Projects

LANDMEE @ Central Embassy





Product – American Walnut in Custom made Palace Pattern
Designer – Taste Space
Location – Bangkok, Thailand

Featured Residential Projects

The Ritz-Carlton Residences
Penthouse





Product – Dimpled Teak in Natural Colour
Designer – Bill Bensley
Location – Bangkok, Thailand

THE RITZ-CARLTON RESIDENCES
BANGKOK

Featured Residential Projects

Four Seasons Residences
Private Residence





Product – 8"/12" Oak in Custom Colour
Designer – The Library Design Studio
Location – Bangkok, Thailand

FOUR SEASONS
HOTEL
BANGKOK AT CHAO PHRAYA RIVER

Featured Residential Projects

Avadina Hills by Anantara

Private Residence





Product – Teak Paneling, Decking and Flooring in Natural Colour
Designer – Sakakura Atelier
Location – Bangkok, Thailand

Featured Residential Projects

Villa Vinotto
Private Residence



Product – Custom Oak Parquet in Ebony Colour
Designer – Villa Vinotto
Location – Bangkok, Thailand



– Rustic European Oak in Custom Colour



– Rustic European Oak in Custom Colour

Featured Residential Projects

Villa Vinotto
Private Residence





Product – Versailles Oak in Graphite Colour
Designer – Villa Vinotto
Location – Bangkok, Thailand

Featured Residential Projects

Four Pattana
Private Residence






Product – Versailles Oak in Graphite Colour
Designer – Four Pattana
Location – Bangkok, Thailand

Champaca Gallery & Studio





Sukhumvit Gallery & Studio
75 Sukhumvit 61, Klongton-nua,
Watthana, Bangkok 10110

Champaca Gallery & Studio





Sukhumvit Gallery & Studio
75 Sukhumvit 61, Klongton-nua,
Watthana, Bangkok 10110

Our International Presence



We manufacture and export our wood products;
Champaca House Brands, OEM, ODM, etc.

CHAMPACA

One more thing.


CHAMPACA
350+ Employees

OEM Furniture References

Outdoor Furniture

- Poltrona Frau
- Cassina
- Molteni & C
- RODA
- Knoll
- Tribù
- Tectona
- Sutherland
- Solpuri
- Janus et Cie
- Magis
- Dolce Vita
- EGO Paris
- Garden Furniture Centre
- Case Furniture
- Kristalia
- Club House Italia
- Woodbrook
- Gardenside

Featured OEM Furniture

Poltrona Frau







Collection – The Secret Garden
Designer – Roberto Lazzeroni

Featured OEM Furniture

Cassina









Collection – Multiple
Designer – Multiple

Featured OEM Furniture

Tribù







Collection – Ukiyo, Etc.
Designer – Multiple

Featured OEM Furniture

RODA







Featured OEM Furniture

Sutherland









Featured OEM Furniture

Molteni & C









Molteni&C

Featured OEM Furniture

JANUS et Cie







Collection – Ukiyo, Etc.
Designer – Multiple

JANUS et Cie®

Featured OEM Furniture

CASE







Featured OEM Furniture

Solpuri





solpuri
Germany

Featured OEM Furniture

Tectona







Story of Teak
&
Champaca

“King of Woods”

Teak is native to Thailand, Myanmar, India and Laos

Our International Presence



We manufacture and export our wood products;
Champaca House Brands, OEM, ODM, etc.

CHAMPACA

CHAMPACA

Showroom

Sukhumvit Showroom
75 Sukhumvit 61, Klongton-nua,
Watthana, Bangkok 10110

Contact

Tel – (66)92–259–5333
Email – sales@champaca.com

Social Media

Facebook/Instagram:
Champacawood

www.champacawood.com